

Introductory sub-table (I)(a)

Name of the Company: RAMA PAPER MILLS LTD.

Scrip Code, Name of the scrip, class of security: , 500357, RAMA PAPER MILLS LTD., EQUITY


Quarter ended: 31/03/2012

Partly paid-up shares:-	No. of partly paid-up shares	As a % of total no. of partly paid-up shares	As a % of total no. of shares of the company
Held by promoter/promoter group		N.A.	N.A.
Held by public		N.A.	N.A.
Total - D	0	N.A.	N.A.

Outstanding convertible securities:-	No. of outstanding securities	As a % of total no. of outstanding convertible securities	As a % of total no. of shares of the company, assuming full conversion of the convertible securities
Held by promoter/promoter group		N.A.	N.A.
Held by public		N.A.	N.A.
Total - E	0	N.A.	N.A.

Warrants:-	No. of warrants	As a % of total no. of warrants	As a % of total no. of shares of the company, assuming full conversion of warrants
Held by promoter/promoter group		N.A.	N.A.
Held by public		N.A.	N.A.
Total - F	0	N.A.	N.A.


Total paid-up capital of the company, assuming full conversion of warrants and convertible securities




Statement Showing Shareholding Pattern

Table (I)(a)

Category code	Category of Shareholder	Number of Shareholders	Total number of shares	Number of shares held in dematerialized form	Total shareholding as a percentage of total number of shares		Shares Pledged or otherwise encumbered	
					As a percentage of (A+B) ¹	As a percentage of (A+B+C)	Number of shares	As a percentage
					(VI)	(VII)	(VIII)	(IX) = (VIII)/(IV)*100
(I)	(II)	(III)	(IV)	(V)	(VI)	(VII)	(VIII)	(IX) = (VIII)/(IV)*100
A.	Shareholding of Promoter and Promoter Group							
(1)	Indian	5	716450	716450	9.450	9.450	N.A	N.A
(a)	Individuals / Hindu Undivided Family							
(b)	Central Government / State Governments							
(c)	Bodies Corporate	1	266850	266850	3.520	3.520	266850	100.00
(d)	Financial Institutions/ Banks							
(e)	Any Other (DIRECTORS & RELATIVES)	5	407950	407950	5.381	5.381	N.A	N.A
	Sub-Total (A) (1)	11	1391250	1391250	18.351	18.351	266850	19.18
(2)	Foreign							
(a)	Individuals (Non Resident/Foreign Individuals)							
(b)	Bodies Corporate							
(c)	Institutions							
	Sub-Total (A) (2)							
	Total A=(A)(1)+(A)(2)	11	1391250	1391250	18.351	18.351	266850	19.18
(B)	Public Shareholding							
(1)	Institutions							
(a)	Mutual Funds / UTI	1	3600	0	0.047	0.047	N.A	N.A
(b)	Financial Institutions / Banks	0	0	0	0	0		
(c)	Central Government / State Governments	0	0	0	0	0		
(d)	Venture Capital Funds	0	0	0	0	0		
(e)	Insurance Companies	0	0	0	0	0		
(f)	Foreign Institutional Investors	0	0	0	0	0		
(g)	Foreign Venture Capital Investors	0	0	0	0	0		
(h)	Any Other (specify)	0	0	0	0	0		
	Sub Total (B) (1)	1	3600	0	0.047	0.047	N.A	N.A
(2)	Non-Institutional							
(a)	Bodies Corporate	137	1253384	1200084	16.532	16.532		
(b)	Individuals							
	i Individual shareholders holding nominal share capital upto Rs. 1 Lakh	9666	2729777	1541277	36.006	36.006		
	ii Individual shareholders holding nominal share capital in excess of Rs. 1 Lakh	50	1401680	1401680	18.488	0		
(c)	Any Other					0		
	Non Resident India	14	14916	14416	0.197	0.197		
	CLEARING MEMBER	17	14759	14759	0.000	0.000		
	CLEARING HOUSE	45	772034	772034	10.183	10.183		
	Sub Total (B) (2)	9929	6186550	4944250	81.602	81.602	N.A	N.A
	Total B=(B)(1)+(B)(2)	9930	6190150	4944250	81.649	81.649	N.A	N.A
	TOTAL (A)+(B)	9941	7581400	6335500	100.000	100.000	N.A	N.A
(C)	Share held by Custodians against which Depository Receipts have been issued							
1	Promoter and Promoter Group	0	0	0	0.000	0.000	N.A	N.A
2	Public	0	0	0	0.000	0.000	N.A	N.A
	Grand Total (A)+(B)+(C)	9941	7581400	6335500	100.000	100.000	266850	3.52




Sr.No	Notes
1	
2	
3	
4	
5	
6	
7	
8	
9	

 *[Handwritten signature]*

(I)(d) Statement showing details of locked-in shares

Sr. No.	Name of the shareholder	Number of locked-in shares	Locked-in shares as Percentage	Category of Shareholder (Promotor/ Public)	Locked-in shares as a percentage of total number of shares {i.e., Grand Total (A)+(B)+(C) indicated in Statement at para (I)(a) above}
1					
2					
3					
4					
5					
6					
7					
8					
9					
TOTAL		0	0.00	0	0.00



(I)(c)(ii) Statement showing holding of securities (including shares, warrants, convertible securities) of persons (together with PAC) belonging to the category "Public" and holding more than 5% of the total number of shares of the company

Sr. No.	Name(s) of the shareholder(s) and the Persons Acting in Concert (PAC) with them	Number of shares	Shares as a percentage of total number of shares {i.e., Grand Total (A)+(B)+(C)}	Details of		Details of		Total shares (including underlying shares assuming full conversion of warrants)
				Number of warrants	As a % total number of warrants of the same class	Number of convertible securities held	% w.r.t total number of convertible securities of the same class	
1	NAVJEEVAN EQUITY BROKING P LTD.	420818	5.55		NIL		NIL	
TOTAL		420818	5.55	0	NIL	0	NIL	0

