


Introductory sub-table (I)(a)

Name of the Company: RAMA PAPER MILLS LTD.			
Scrip Code, Name of the scrip, class of security: , 500357,RAMA PAPER MILLS LTD.,EQUITY			
Quarter ended: 30/06/2012			
Partly paid-up shares:-			
	No. of partly paid-up shares	As a % of total no. of partly paid-up shares	As a % of total no. of shares of the company
Held by promoter/promoter group		N.A.	N.A.
Held by public		N.A.	N.A.
Total - D	0	N.A.	N.A.
Outstanding convertible securities:-			
	No. of outstanding securities	As a % of total no. of outstanding convertible securities	As a % of total no. of shares of the company, assuming full conversion of the convertible securities
Held by promoter/promoter group		N.A.	N.A.
Held by public		N.A.	N.A.
Total - E	0	N.A.	N.A.
Warrants:-			
	No. of warrants	As a % of total no. of warrants	As a % of total no. of shares of the company, assuming full conversion of warrants
Held by promoter/promoter group		N.A.	N.A.
Held by public		N.A.	N.A.
Total - F	0	N.A.	N.A.
Total paid-up capital of the company, assuming full conversion of warrants and convertible securities			


A handwritten signature in black ink is written over a circular stamp. The stamp contains the text "RAMA PAPER MILLS LTD." around the perimeter. The signature appears to be "G. Srinivas" or similar.

Statement Showing Shareholding Pattern

Table (I)(a)								
Category code	Category of Shareholder	Number of Shareholders	Total number of shares	Number of shares held in dematerialized form	Total shareholding as a percentage of total number of shares		Shares Pledged or otherwise encumbered	
					As a percentage of (A+B) ¹	As a percentage of (A+B+C)	Number of shares	As a percentage
(I)	(II)	(III)	(IV)	(V)	(VI)	(VII)	(VIII)	(IX) = (VIII)/(IV)*100
A. Shareholding of Promoter and Promoter Group								
(1)	Indian	5	716450	716450	9.450	9.450	N.A	N.A
(a)	Individuals / Hindu Undivided Family							
(b)	Central Government / State Governments							
(c)	Bodies Corporate	1	266850	266850	3.520	3.520	266850	100.00
(d)	Financial Institutions/ Banks							
(e)	Any Other (DIRECTORS & RELATIVES)	5	408451	408451	5.388	5.388	N.A	N.A
	Sub-Total (A) (1)	11	1391751	1391751	18.357	18.357	266850	19.17
(2)	Foreign							
(a)	Individuals (Non Resident/Foreign Individuals)							
(b)	Bodies Corporate							
(c)	Institutions							
	Sub-Total (A) (2)							
	Total A=(A)(1)+(A)(2)	11	1391751	1391751	18.357	18.357	266850	19.17
(B) Public Shareholding								
(1)	Institutions							
(a)	Mutual Funds / UTI	1	3600	0	0.047	0.047	N.A	N.A
(b)	Financial Institutions / Banks	0	0	0	0	0		
(c)	Central Government / State Governments	0	0	0	0	0		
(d)	Venture Capital Funds	0	0	0	0	0		
(e)	Insurance Companies	0	0	0	0	0		
(f)	Foreign Institutional Investors	0	0	0	0	0		
(g)	Foreign Venture Capital Investors	0	0	0	0	0		
(h)	Any Other (specify)	0	0	0	0	0		
	Sub Total (B) (1)	1	3600	0	0.047	0.047	N.A	N.A
(2)	Non-Institutional							
(a)	Bodies Corporate	140	1292435	1239135	17.047	17.047		
(b)	Individuals							
	i Individual shareholders holding nominal share capital upto Rs. 1 Lakh	9723	2789648	1607498	36.796	36.796		
	ii Individual shareholders holding nominal share capital in excess of Rs. 1 Lakh	47	1331275	1331275	17.560	0		
(c)	Any Other							
	Non Resident India	16	22824	22324	0.301	0.301		
	CLEARING MEMBER	5	2506	2506	0.000	0.000		
	CLEARING HOUSE	45	747361	747361	9.858	9.858		
	Sub Total (B) (2)	9976	6186049	4950099	81.595	81.595	N.A	N.A
	Total B=(B)(1)+(B)(2)	9977	6189649	4950099	81.643	81.643	N.A	N.A
	TOTAL (A)+(B)	9988	7581400	6341850	100.000	100.000	N.A	N.A
(C) Share held by Custodians against which Depository Receipts have been issued								
1	Promoter and Promoter Group	0	0	0	0.000	0.000	N.A	N.A
2	Public	0	0	0	0.000	0.000	N.A	N.A
	Grand Total (A)+(B)+(C)	9988	7581400	6341850	100.000	100.000	266850	3.52



Sr.No	Notes
1	
2	
3	
4	
5	
6	
7	
8	
9	




(I)(d) Statement showing details of locked-in shares

Sr. No.	Name of the shareholder	Number of locked-in shares	Locked-in shares as Percentage	Category of Shareholder (Promotor/ Public)	Locked-in shares as a percentage of total number of shares (i.e., Grand Total (A)+(B)+(C) indicated in Statement at para (I)(a) above)
1					
2					
3					
4					
5					
6					
7					
8					
9					
TOTAL		0	0.00	0	0.00



(II)(a) Statement showing details of Depository Receipts (DRs)

Sr. No.	Type of outstanding DR (ADRs, GDRs, SDRs, etc.)	Number of outstanding DRs	Number of shares underlying outstanding DRs	Shares underlying outstanding DRs as a percentage of total number of shares {i.e., Grand Total (A)+(B)+(C) indicated in Statement at para (I)(a) above}
1				
2				
3				
4				
5				
6		--NIL--		
7				
8				
9				
TOTAL		0	0	0.00


W. S. S. S.

(I)(c)(ii) Statement showing holding of securities (including shares, warrants, convertible securities) of persons (together with PAC) belonging to the category "Public" and holding more than 5% of the total number of shares of the company

Sr. No.	Name(s) of the shareholder(s) and the Persons Acting in Concert (PAC) with them	Number of shares	Shares as a percentage of total number of shares {i.e., Grand Total (A)+(B)+(C)}	Details of		Details of		Total shares (including underlying shares assuming full conversion of warrants)
				Number of warrants	As a % total number of warrants of the same class	Number of convertible securities held	% w.r.t total number of convertible securities of the same class	
1	NAVJEEVAN EQUITY BROKING P LTD.	420818	5.55		NIL		NIL	
TOTAL		420818	5.55	0	NIL	0	NIL	0

