


Introductory sub-table (I)(a)


Name of the Company: RAMA PAPER MILLS LTD.			
Scrip Code, Name of the scrip, class of security: , 500357,RAMA PAPER MILLS LTD.,EQUITY			
Quarter ended: 30/09/2014			
Partly paid-up shares:-			
	No. of partly paid-up shares	As a % of total no. of partly paid-up shares	As a % of total no. of shares of the company
Held by promoter/promoter group		N.A.	N.A.
Held by public		N.A.	N.A.
Total - D	0	N.A.	N.A.
Outstanding convertible securities:-			
	No. of outstanding securities	As a % of total no. of outstanding convertible securities	As a % of total no. of shares of the company, assuming full conversion of the convertible securities
Held by promoter/promoter group		N.A.	N.A.
Held by public		N.A.	N.A.
Total - E	0	N.A.	N.A.
Warrants:-			
	No. of warrants	As a % of total no. of warrants	As a % of total no. of shares of the company, assuming full conversion of warrants
Held by promoter/promoter group		N.A.	N.A.
Held by public		N.A.	N.A.
Total - F	0	N.A.	N.A.
Total paid-up capital of the company, assuming full conversion of warrants and convertible securities			



Statement Showing Shareholding Pattern

Table (I)(a)

Category code	Category of Shareholder	Number of Shareholders	Total number of shares	Number of shares held in dematerialized form	Total shareholding as a percentage of total number of shares		Shares Pledged or otherwise encumbered	
					As a percentage of (A+B) ¹	As a percentage of (A+B+C)	Number of shares	As a percentage
					(VI)	(VII)	(VIII)	(IX) = (VIII)/(IV)*100
(I)	(II)	(III)	(IV)	(V)	(VI)	(VII)	(VIII)	(IX)
A. Shareholding of Promoter and Promoter Group								
(1)	Indian							
(a)	Individuals / Hindu Undivided Family	5	766450	766450	10.110	10.110	N.A	N.A
(b)	Central Government / State Governments							
(c)	Bodies Corporate	1	266850	266850	3.520	3.520	266850	100.00
(d)	Financial Institutions/ Banks							
(e)	Any Other (DIRECTORS & RELATIVES)	5	442491	442491	5.837	5.837	N.A	N.A
	Sub-Total (A) (1)	11	1475791	1475791	19.466	19.466	266850	18.08
(2)	Foreign							
(a)	Individuals (Non Resident/Foreign Individuals)							
(b)	Bodies Corporate							
(c)	Institutions							
	Sub-Total (A) (2)							
	Total A=(A)(1)+(A)(2)	11	1475791	1475791	19.466	19.466	266850	18.08
(B) Public Shareholding								
(1)	Institutions							
(a)	Mutual Funds / UTI	1	3600	0	0.047	0.047	N.A	N.A
(b)	Financial Institutions / Banks	0	0	0	0	0		
(c)	Central Government / State Governments	0	0	0	0	0		
(d)	Venture Capital Funds	0	0	0	0	0		
(e)	Insurance Companies	0	0	0	0	0		
(f)	Foreign Institutional Investors	0	0	0	0	0		
(g)	Foreign Venture Capital Investors	0	0	0	0	0		
(h)	Any Other (specify)	0	0	0	0	0		
	Sub Total (B) (1)	1	3600	0	0.047	0.047	N.A	N.A
(2)	Non-Institutional							
(a)	Bodies Corporate	113	811740	761290	10.707	10.707		
(b)	Individuals							
	i Individual shareholders holding nominal share capital upto Rs. 1 Lakh	9491	2751315	1594515	36.290	36.290		
	ii Individual shareholders holding nominal share capital in excess of Rs. 1 Lakh	62	2140993	2140993	28.240	0		
(c)	Any Other							
	Non Resident India	16	27484	26984	0.363	0.363		
	CLEARING MEMBER	4	5921	5921	0.000	0.000		
	CLEARING HOUSE	25	364556	364556	4.809	4.809		
	Sub Total (B) (2)	9711	6102009	4894259	80.487	80.487	N.A	N.A
	Total B=(B)(1)+(B)(2)	9712	6105609	4894259	80.534	80.534	N.A	N.A
	TOTAL (A)+(B)	9723	7581400	6370050	100.000	100.000	N.A	N.A
(C) Share held by Custodians against which Depository Receipts have been issued								
1	Promoter and Promoter Group	0	0	0	0.000	0.000	N.A	N.A
2	Public	0	0	0	0.000	0.000	N.A	N.A
	Grand Total (A)+(B)+(C)	9723	7581400	6370050	100.000	100.000	266850	3.52



Sr.No	Notes
1	
2	
3	
4	
5	
6	
7	
8	
9	

[Handwritten signature]



(I)(d) Statement showing details of locked-in shares


Sr. No.	Name of the shareholder	Number of locked-in shares	Locked-in shares as Percentage	Category of Shareholder (Promotor/ Public)	Locked-in shares as a percentage of total number of shares (i.e., Grand Total (A)+(B)+(C) indicated in Statement at para (I)(a) above)
1					
2					
3					
4					
5					
6					
7					
8					
9					
TOTAL		0	0.00	0	0.00



(II)(a) Statement showing details of Depository Receipts (DRs)

Sr. No.	Type of outstanding DR (ADRs, GDRs, SDRs, etc.)	Number of outstanding DRs	Number of shares underlying outstanding DRs	Shares underlying outstanding DRs as a percentage of total number of shares {i.e., Grand Total (A)+(B)+(C) indicated in Statement at para (D)(a) above}
1				
2				
3				
4				
5				
6		--NIL--		
7				
8				
9				
TOTAL		0	0	0.00

[Handwritten Signature]



(1D)(b) Statement showing Holding of Depository Receipts (DRs), where underlying shares held by 'Promoter/Promoter Group' are in excess of 1% of the total number of shares

Sr. No.	Name of the DR Holder	Type of outstanding DR (ADRs, GDRs, SDRs, etc.)	Number of shares underlying outstanding DRs	Shares underlying outstanding DRs as a percentage of total number of shares [i.e., Grand Total (A)+(B)+(C) indicated in Statement at para (1)(a) above]
1				
2				
3				
4		--NIL--		
5				
6				
7				
8				
9				
TOTAL			0	0.00



(D)(c)(ii) Statement showing holding of securities (including shares, warrants, convertible securities) of persons (together with PAC) belonging to the category "Public" and holding more than 5% of the total number of shares of the company

Sr. No.	Name(s) of the shareholder(s) and the Persons Acting in Concert (PAC) with them	Number of shares	Shares as a percentage of total number of shares {i.e., Grand Total (A)+(B)+(C)}	Details of		Details of		Total shares (including underlying shares assuming full conversion of warrants)
				Number of warrants	As a % total number of warrants of the same class	Number of convertible securities held	% w.r.t total number of convertible securities of the same class	
TOTAL				0	NIL	0	NIL	0

[Handwritten signature]

